



SUPPORT CLASS RESULTS

AUSTRALIAN PERIOD 5/6

Race 2

Date: 25/02/17
 Event: R02
 Weather: Mostly cloudy - Temp: 16.9C
 Track: Dry - Temp: 17.5C

Started at: 08:36:08
 Laps: 6
 Starters: 24
 Printed at: 8:51

PROVISIONAL CLASSIFICATION

Pos	No	Name	Machine	Laps	Race Time	Behind	Fastest Lap	On Lap	Top Speed
1	2	Chas HERN (VIC) / T-Rex Racing	Yamaha FJ 1200	6	10:02.081		1:38.981	4	254
2	88	Dean OUGHTRED (VIC) / Carl Cox Motorsport / Dynoverks	Suzuki GSXR 1100	6	10:11.875	9.794	1:40.381	2	257
3	193	Justin DIGIANDOMENICO (VIC)	Yamaha FXR 1029	6	10:15.020	12.939	1:39.854	2	262
4	76	Scott WEBSTER (VIC) / C&M Motorcycles / Prime Appliance Service	Harris XR69 1200	6	10:25.702	23.621	1:42.329	5	254
5	36	Murray CLARK (QLD) / MCR	Suzuki GSXR 1183	6	10:26.855	24.774	1:42.763	3	260
6	87	Jarrod HURST (VIC) / MJ Earthmoving P/L	Yamaha FZR 1000	6	10:35.553	33.472	1:43.844	4	251
7	79	Stephen KAIRL (NSW) / C&M Motorcycles / Prime Appliance Service	Yamaha FZR 1040	6	10:41.126	39.045	1:44.411	4	260
8	8	Albert TEHENNEPE (VIC) / AT Racing	Kawasaki Harris 1200	6	10:56.661	54.580	1:48.125	2	243
9	62	Robert RUWOLDT (VIC)	Harris Kawasaki F1 1200	6	10:57.090	55.009	1:47.246	5	242
10	56	Justin MELLERICK (VIC) / T-Rex Racing	Honda CB 1100 R	6	11:04.730	1:02.649	1:48.850	2	233
11	113	Bernie LEEN (VIC) / C&C Motorcycle Engineering	Honda RC30 750	6	11:05.925	1:03.844	1:48.502	6	237
12	48	Mick NEASON (NSW)	McIntosh Suzuki 1200	6	11:07.140	1:05.059	1:48.390	6	231
13	73	Glenn CRUTCHLEY (VIC) / Kallista Electrical	Kawasaki P & M 1200	6	11:08.701	1:06.620	1:49.014	3	229
14	21	Denis ACKLAND (VIC) / AT Racing	Kawasaki Z 1260	6	11:08.928	1:06.847	1:49.509	3	244
15	9	Dean CASTLETON (VIC)	Suzuki GSXR 1100	6	11:09.034	1:06.953	1:49.127	3	230
16	59	Craig STEWART (NSW) / C & M Motorcycles	Yamaha OW01 783	6	11:09.108	1:07.027	1:49.247	4	249
17	4	Patrick POVOLNY (NSW) / Truckeez Transport Refridgeration Repairs	Suzuki GSX 1100	6	11:33.178	1:31.097	1:52.064	2	236
18	12	Richard EASTON (NSW) / Rosco's Rollers	M-plast Suzuki GSX 1135	6	11:41.360	1:39.279	1:54.597	5	218
19	22	Karen WEBB (TAS) / Eieio Superfund	Suzuki GSXR 750	6	11:45.845	1:43.764	1:54.992	5	218
20	15	Brad LOPATEN (NSW) / Car Care Centre	Suzuki GSXR 750	6	11:56.322	1:54.241	1:56.573	4	224
21	717	Tim WOTTON (ACT)	Kawasaki Z 1045	5	10:15.170	1 Lap	2:00.663	2	213
22	816	Darren LARK (VIC)	Suzuki GSXR 1166	5	10:20.159	1 Lap	2:01.623	2	211
23	63	Matt SMITH (TAS) / New Age Caravans - Tasmania	Kawasaki ZZR 1100	5	10:20.239	1 Lap	2:00.574	3	232
24	61	Glen FOSTER (VIC)	Suzuki GSX 1160	5	10:20.409	1 Lap	2:01.222	2	207

Fastest Lap was 1:38.981 by Chas HERN (VIC)

Current race lap record for HIST class - 1:36.388 by Jeremy McWILLIAMS (UK) on a 1984 Yamaha Harris F1 1297 set on 29/01/17

The results are provisional until the end of the time limit for protests and appeals.

Chief Time Keeper - Scott Laing

Clerk of Course - Tom Williams




Computime Race Timing Systems Pty Ltd © 1996
 Licensed to Computime Race Timing Systems

COMPUTIME RACE TIMING SYSTEMS PTY LTD
www.computime.com.au

9 Timber Lane, Glen Waverley Vic 3150. Ph: 0418 17 13 17

E-mail: scott@computime.com.au





SUPPORT CLASS RESULTS

AUSTRALIAN PERIOD 5/6

Race 2

Date: 25/02/17
 Event: R02
 Weather: Mostly cloudy - Temp: 16.9C
 Track: Dry - Temp: 17.5C

Started at: 08:36:08
 Laps: 6
 Starters: 24
 Printed at: 8:51

PROVISIONAL LAP TIMES

No	Name	Lap 1	Lap 2	Lap 3	Lap 4	Lap 5	Lap 6
2	Chas HERN (VIC)	1:45.093	1:39.407	1:39.354	1:38.981	1:39.221	1:40.025
4	Patrick POVOLNY (NSW)	2:01.785	1:52.064	1:52.515	1:53.705	1:53.326	1:59.783
8	Albert TEHENNEPE (VIC)	1:55.133	1:48.125	1:48.725	1:48.318	1:48.157	1:48.203
9	Dean CASTLETON (VIC)	1:58.951	1:49.959	1:49.127	1:50.039	1:51.020	1:49.938
12	Richard EASTON (NSW)	2:04.745	1:55.542	1:55.532	1:55.483	1:54.597	1:55.461
15	Brad LOPATEN (NSW)	2:08.386	1:57.741	1:57.524	1:56.573	1:57.692	1:58.406
21	Denis ACKLAND (VIC)	1:57.458	1:50.652	1:49.509	1:50.089	1:50.738	1:50.482
22	Karen WEBB (TAS)	2:08.385	1:56.389	1:55.529	1:55.352	1:54.992	1:55.198
36	Murray CLARK (QLD)	1:51.287	1:43.769	1:42.763	1:43.115	1:42.857	1:43.064
48	Mick NEASON (NSW)	1:59.273	1:50.160	1:49.354	1:49.606	1:50.357	1:48.390
56	Justin MELLERICK (VIC)	1:54.530	1:48.850	1:49.044	1:48.859	1:52.345	1:51.102
59	Craig STEWART (NSW)	2:01.476	1:50.133	1:49.405	1:49.247	1:49.560	1:49.287
61	Glen FOSTER (VIC)	2:10.788	2:01.222	2:01.663	2:01.798	2:04.938	
62	Robert RUWOLDT (VIC)	1:55.449	1:48.325	1:48.705	1:48.815	1:47.246	1:48.550
63	Matt SMITH (TAS)	2:11.080	2:02.131	2:00.574	2:02.051	2:04.403	
73	Glenn CRUTCHLEY (VIC)	1:59.398	1:49.647	1:49.014	1:49.541	1:51.012	1:50.089
76	Scott WEBSTER (VIC)	1:51.340	1:43.808	1:42.858	1:42.731	1:42.329	1:42.636
79	Stephen KAIRL (NSW)	1:52.112	1:45.331	1:44.591	1:44.411	1:47.467	1:47.214
87	Jarrod HURST (VIC)	1:52.800	1:44.714	1:45.474	1:43.844	1:44.373	1:44.348
88	Dean OUGHTRED (VIC)	1:46.628	1:40.381	1:40.528	1:40.849	1:40.955	1:42.534
113	Bernie LEEN (VIC)	1:58.081	1:50.205	1:49.561	1:50.004	1:49.572	1:48.502
193	Justin DIGIANDOMENICO (VIC)	1:46.748	1:39.854	1:41.414	1:42.199	1:42.492	1:42.313
717	Tim WOTTON (ACT)	2:08.715	2:00.663	2:00.820	2:01.719	2:03.253	
816	Darren LARK (VIC)	2:09.843	2:01.623	2:01.795	2:01.826	2:05.072	

The results are provisional until the end of the time limit for protests and appeals.

Chief Time Keeper - Scott Laing

Clerk of Course - Tom Williams




Computime Race Timing Systems Pty Ltd © 1996
 Licensed to Computime Race Timing Systems

COMPUTIME RACE TIMING SYSTEMS PTY LTD
www.computime.com.au

9 Timber Lane, Glen Waverley Vic 3150. Ph: 0418 17 13 17

E-mail: scott@computime.com.au





SUPPORT CLASS RESULTS

AUSTRALIAN PERIOD 5/6

Race 2

Date: 25/02/17
 Event: R02
 Weather: Mostly cloudy - Temp: 16.9C
 Track: Dry - Temp: 17.5C

Started at: 08:36:08
 Laps: 6
 Starters: 24
 Printed at: 8:51

PROVISIONAL SPLIT TIMES

Lap	Split 1	Split 2	Split 3	Split 4	Lap Time	Spd	Lap	Split 1	Split 2	Split 3	Split 4	Lap Time	Spd
2 Chas HERN (VIC) (1st)							4	<u>28.018</u>	33.567	21.846	32.052	1:55.483	216
1	29.959	28.900	<u>18.671</u>	<u>27.563</u>	1:45.093	195	5	28.042	<u>33.426</u>	21.638	<u>31.491</u>	<u>1:54.597</u>	213
2	23.781	28.974	18.685	27.967	1:39.407	253	6	28.049	33.905	21.812	31.695	1:55.461	213
3	23.848	29.045	18.807	27.654	1:39.354	251							
4	<u>23.757</u>	<u>28.841</u>	18.792	27.591	<u>1:38.981</u>	250	15 Brad LOPATEN (NSW) (20th)						
5	23.765	28.865	18.711	27.880	1:39.221	254	1	37.244	35.269	22.770	33.103	2:08.386	175
6	23.928	29.112	19.026	27.959	1:40.025	254	2	28.930	34.402	22.120	32.289	1:57.741	216
							3	<u>27.993</u>	34.720	22.475	32.336	1:57.524	224
4 Patrick POVOLNY (NSW) (17th)							4	28.369	<u>33.853</u>	<u>22.073</u>	32.278	<u>1:56.573</u>	222
1	35.961	33.596	21.260	30.968	2:01.785	172	5	28.633	34.329	22.587	<u>32.143</u>	1:57.692	217
2	<u>27.117</u>	32.985	<u>21.139</u>	30.823	<u>1:52.064</u>	236	6	28.731	34.492	22.626	32.557	1:58.406	222
3	27.722	33.091	21.200	<u>30.502</u>	1:52.515	224	21 Denis ACKLAND (VIC) (14th)						
4	27.446	33.909	21.363	30.987	1:53.705	228	1	33.907	32.201	20.786	30.564	1:57.458	190
5	27.870	<u>32.920</u>	21.495	31.041	1:53.326	224	2	26.505	32.489	21.055	30.603	1:50.652	244
6	27.318	34.886	26.008	31.571	1:59.783	220	3	26.462	<u>31.855</u>	<u>20.662</u>	30.530	<u>1:49.509</u>	240
8 Albert TEHENNEPE (VIC) (8th)							4	26.571	32.095	20.824	30.599	1:50.089	238
1	33.209	31.786	<u>20.261</u>	<u>29.877</u>	1:55.133	193	5	26.713	32.216	21.412	<u>30.397</u>	1:50.738	232
2	<u>26.013</u>	31.489	20.573	30.050	<u>1:48.125</u>	243	6	<u>26.260</u>	32.148	21.573	30.501	1:50.482	234
3	26.337	31.752	20.476	30.160	1:48.725	239	22 Karen WEBB (TAS) (19th)						
4	26.117	31.430	20.628	30.143	1:48.318	241	1	37.551	35.355	22.708	32.771	2:08.385	182
5	26.157	31.490	20.436	30.074	1:48.157	241	2	28.665	33.983	22.059	31.682	1:56.389	216
6	26.024	<u>31.375</u>	20.498	30.306	1:48.203	237	3	28.326	33.773	21.896	31.534	1:55.529	217
9 Dean CASTLETON (VIC) (15th)							4	28.293	33.570	22.063	31.426	1:55.352	217
1	35.245	32.152	20.921	30.633	1:58.951	181	5	28.196	<u>33.512</u>	<u>21.861</u>	<u>31.423</u>	<u>1:54.992</u>	217
2	26.338	32.196	<u>20.576</u>	30.849	1:49.959	228	6	<u>28.168</u>	33.592	21.983	31.455	1:55.198	218
3	<u>26.182</u>	31.929	20.726	30.290	<u>1:49.127</u>	230	36 Murray CLARK (QLD) (5th)						
4	26.644	32.438	20.700	<u>30.257</u>	1:50.039	227	1	32.007	30.546	19.975	28.759	1:51.287	199
5	27.176	32.603	20.702	<u>30.539</u>	1:51.020	229	2	24.890	30.298	19.718	28.863	1:43.769	258
6	26.469	<u>31.802</u>	21.295	30.372	1:49.938	227	3	24.694	29.948	<u>19.511</u>	28.610	<u>1:42.763</u>	257
12 Richard EASTON (NSW) (18th)							4	24.817	30.015	19.750	28.533	1:43.115	259
1	36.891	34.255	<u>21.611</u>	31.988	2:04.745	174	5	24.913	<u>29.902</u>	19.540	<u>28.502</u>	1:42.857	260
2	28.023	33.978	21.816	31.725	1:55.542	218	6	<u>24.670</u>	30.113	19.612	28.669	1:43.064	257
3	28.181	34.113	21.717	31.521	1:55.532	216							

Chief Time Keeper - Scott Laing

Clerk of Course - Tom Williams



Computime Race Timing Systems Pty Ltd © 1996
 Licensed to Computime Race Timing Systems
COMPUTIME RACE TIMING SYSTEMS PTY LTD
www.computime.com.au

9 Timber Lane, Glen Waverley Vic 3150. Ph: 0418 17 13 17

E-mail: scott@computime.com.au





SUPPORT CLASS RESULTS

AUSTRALIAN PERIOD 5/6

Race 2

Date: 25/02/17
 Event: R02
 Weather: Mostly cloudy - Temp: 16.9C
 Track: Dry - Temp: 17.5C

Started at: 08:36:08
 Laps: 6
 Starters: 24
 Printed at: 8:51

PROVISIONAL SPLIT TIMES

Lap	Split 1	Split 2	Split 3	Split 4	Lap Time	Spd	Lap	Split 1	Split 2	Split 3	Split 4	Lap Time	Spd
48 Mick NEASON (NSW) (12th)							5	26.152	31.083	20.089	29.922	1:47.246	231
1	34.896	33.028	20.833	30.516	1:59.273	186	6	26.204	31.447	20.366	30.533	1:48.550	224
2	26.874	32.432	20.566	30.288	1:50.160	220							
3	26.380	32.354	20.673	29.947	1:49.354	219	63 Matt SMITH (TAS) (23th)						
4	26.390	32.415	20.876	29.925	1:49.606	231	1	38.462	36.043	23.306	33.269	2:11.080	187
5	26.949	32.088	20.833	30.487	1:50.357	231	2	28.383	35.498	25.034	33.216	2:02.131	224
6	26.257	32.010	20.673	29.450	1:48.390	225	3	28.856	35.293	23.626	32.799	2:00.574	209
56 Justin MELLERICK (VIC) (10th)							4	29.525	36.498	23.205	32.823	2:02.051	232
1	32.715	31.275	20.297	30.243	1:54.530	190	5	30.035	36.104	23.877	34.387	2:04.403	223
2	25.996	31.595	20.792	30.467	1:48.850	233	73 Glenn CRUTCHLEY (VIC) (13th)						
3	26.468	31.810	20.441	30.325	1:49.044	231	1	35.115	32.968	21.062	30.253	1:59.398	180
4	25.983	32.087	20.605	30.184	1:48.859	232	2	26.375	32.191	20.652	30.429	1:49.647	229
5	26.508	32.312	21.072	32.453	1:52.345	225	3	26.400	32.034	20.885	29.695	1:49.014	228
6	27.059	31.884	21.406	30.753	1:51.102	225	4	26.377	32.007	21.043	30.114	1:49.541	223
59 Craig STEWART (NSW) (16th)							5	27.227	32.184	21.244	30.357	1:51.012	225
1	35.714	33.294	21.539	30.929	2:01.476	187	6	26.727	31.908	21.287	30.167	1:50.089	220
2	26.531	32.012	21.188	30.402	1:50.133	247	76 Scott WEBSTER (VIC) (4th)						
3	26.489	31.713	21.137	30.066	1:49.405	243	1	32.179	30.460	20.176	28.525	1:51.340	192
4	26.514	31.697	21.127	29.909	1:49.247	249	2	24.970	30.477	19.665	28.696	1:43.808	254
5	26.700	31.790	21.173	29.897	1:49.560	248	3	24.867	30.315	19.399	28.277	1:42.858	249
6	26.431	31.957	21.339	29.560	1:49.287	231	4	24.870	30.128	19.399	28.334	1:42.731	254
61 Glen FOSTER (VIC) (24th)							5	24.586	30.107	19.291	28.345	1:42.329	254
1	37.981	36.309	23.200	33.298	2:10.788	166	6	24.532	30.163	19.442	28.499	1:42.636	254
2	29.281	35.078	23.844	33.019	2:01.222	207	79 Stephen KAIRL (NSW) (7th)						
3	29.761	35.242	23.497	33.163	2:01.663	205	1	31.707	30.634	20.673	29.098	1:52.112	194
4	30.011	35.774	23.291	32.722	2:01.798	198	2	25.162	30.752	20.159	29.258	1:45.331	257
5	30.184	36.128	23.762	34.864	2:04.938	205	3	24.945	30.672	20.213	28.761	1:44.591	260
62 Robert RUWOLDT (VIC) (9th)							4	24.983	30.345	20.144	28.939	1:44.411	260
1	33.400	31.861	20.166	30.022	1:55.449	193	5	25.493	31.571	20.903	29.500	1:47.467	257
2	25.893	31.524	20.473	30.435	1:48.325	242	6	25.359	31.165	20.978	29.712	1:47.214	254
3	26.260	31.821	20.588	30.036	1:48.705	230	87 Jarrod HURST (VIC) (6th)						
4	26.402	31.958	20.498	29.957	1:48.815	234	1	31.909	31.305	20.037	29.549	1:52.800	193

Chief Time Keeper - Scott Laing

Clerk of Course - Tom Williams



Computime Race Timing Systems Pty Ltd © 1996
 Licensed to Computime Race Timing Systems
COMPUTIME RACE TIMING SYSTEMS PTY LTD
www.computime.com.au

9 Timber Lane, Glen Waverley Vic 3150. Ph: 0418 17 13 17

E-mail: scott@computime.com.au





SUPPORT CLASS RESULTS

AUSTRALIAN PERIOD 5/6

Race 2

Date: 25/02/17
 Event: R02
 Weather: Mostly cloudy - Temp: 16.9C
 Track: Dry - Temp: 17.5C

Started at: 08:36:08
 Laps: 6
 Starters: 24
 Printed at: 8:51

PROVISIONAL SPLIT TIMES

Lap	Split 1	Split 2	Split 3	Split 4	Lap Time	Spd	Lap	Split 1	Split 2	Split 3	Split 4	Lap Time	Spd
2	25.010	30.669	19.797	29.238	1:44.714	251	1	30.483	29.322	18.900	28.043	1:46.748	199
3	25.168	31.214	20.117	28.975	1:45.474	244	2	23.854	<u>29.100</u>	<u>18.874</u>	<u>28.026</u>	<u>1:39.854</u>	262
4	<u>24.825</u>	<u>30.252</u>	19.916	<u>28.851</u>	<u>1:43.844</u>	251	3	<u>23.757</u>	29.301	19.866	28.490	1:41.414	255
5	25.250	30.432	<u>19.683</u>	29.008	1:44.373	249	4	24.509	29.748	19.339	28.603	1:42.199	253
6	25.010	30.378	19.821	29.139	1:44.348	247	5	24.499	30.086	19.356	28.551	1:42.492	251
							6	24.135	29.479	19.562	29.137	1:42.313	252
88 Dean OUGHTRED (VIC) (2nd)							717 Tim WOTTON (ACT) (21th)						
1	30.233	29.136	18.995	28.264	1:46.628	193	1	36.792	35.450	22.751	33.722	2:08.715	181
2	24.206	29.143	<u>18.972</u>	<u>28.060</u>	<u>1:40.381</u>	253	2	29.986	<u>34.833</u>	<u>22.640</u>	33.204	<u>2:00.663</u>	213
3	<u>23.948</u>	<u>28.914</u>	19.360	28.306	1:40.528	257	3	30.074	34.900	22.646	<u>33.200</u>	2:00.820	211
4	24.306	29.082	19.161	28.300	1:40.849	252	4	30.171	34.931	22.849	33.768	2:01.719	203
5	24.449	29.206	19.128	28.172	1:40.955	250	5	<u>29.707</u>	36.376	23.408	33.762	2:03.253	204
6	24.319	28.948	20.582	28.685	1:42.534	251							
113 Bernie LEEN (VIC) (11th)							816 Darren LARK (VIC) (22th)						
1	34.125	32.612	20.832	30.512	1:58.081	191	1	38.411	35.425	<u>22.830</u>	33.177	2:09.843	182
2	26.545	32.102	21.111	30.447	1:50.205	234	2	<u>29.436</u>	<u>35.377</u>	23.298	33.512	<u>2:01.623</u>	211
3	26.402	31.963	21.028	30.168	1:49.561	237	3	29.984	35.472	23.120	33.219	2:01.795	206
4	26.384	32.447	21.050	30.123	1:50.004	233	4	29.764	35.731	23.179	<u>33.152</u>	2:01.826	208
5	26.732	32.041	20.800	<u>29.999</u>	1:49.572	236	5	30.298	36.297	23.778	34.699	2:05.072	196
6	<u>25.999</u>	<u>31.864</u>	<u>20.635</u>	30.004	<u>1:48.502</u>	226							

193 Justin DIGIANDOMENICO (VIC) (3rd)

The results are provisional until the end of the time limit for protests and appeals.


 Chief Time Keeper - Scott Laing


 Clerk of Course - Tom Williams



Computime Race Timing Systems Pty Ltd © 1996
 Licensed to Computime Race Timing Systems
COMPUTIME RACE TIMING SYSTEMS PTY LTD
www.computime.com.au

9 Timber Lane, Glen Waverley Vic 3150. Ph: 0418 17 13 17

E-mail: scott@computime.com.au





SUPPORT CLASS RESULTS

AUSTRALIAN PERIOD 5/6

Race 2

Date: 25/02/17
 Event: R02
 Weather: Mostly cloudy - Temp: 16.9C
 Track: Dry - Temp: 17.5C


Started at: 08:36:08
 Laps: 6
 Starters: 24
 Printed at: 8:51

PROVISIONAL FASTEST LAPS SEQUENCE

Lap	Race Pos	No	Name	Machine	Fastest Lap	On Lap
1	1	2	Chas HERN (VIC)	Yamaha FJ 1200	1:45.093	1
2	1	2	Chas HERN (VIC)	Yamaha FJ 1200	1:39.407	2
3	1	2	Chas HERN (VIC)	Yamaha FJ 1200	1:39.354	3
4	1	2	Chas HERN (VIC)	Yamaha FJ 1200	1:38.981	4

The results are provisional until the end of the time limit for protests and appeals.


 Chief Time Keeper - Scott Laing


 Clerk of Course - Tom Williams



Computime Race Timing Systems Pty Ltd © 1996
 Licensed to Computime Race Timing Systems
COMPUTIME RACE TIMING SYSTEMS PTY LTD
www.computime.com.au

9 Timber Lane, Glen Waverley Vic 3150. Ph: 0418 17 13 17

E-mail: scott@computime.com.au





SUPPORT CLASS RESULTS

AUSTRALIAN PERIOD 5/6

Race 2

Date: 25/02/17
 Event: R02
 Weather: Mostly cloudy - Temp: 16.9C
 Track: Dry - Temp: 17.5C

Started at: 08:36:08
 Laps: 6
 Starters: 24
 Printed at: 8:51

PROVISIONAL LAP SHEET

No	Lap Time	Gap	No	Lap Time	Gap	No	Lap Time	Gap	No	Lap Time	Gap	No	Lap Time	Gap						
Lap 1			36	1:43.769	10.556	56	1:49.044	28.570	9	1:50.039	45.241	22	1:54.992	1:28.59	Lap 6					
2	1:45.093		76	1:43.808	10.648	62	1:48.705	28.625	48	1:49.606	45.558	15	1:57.692	1:35.86	2	1:40.025				
88	1:46.628	1.535	79	1:45.331	12.943	21	1:49.509	33.765	59	1:49.247	47.426				88	1:42.534	9.794			
193	1:46.748	1.655	87	1:44.714	13.014	113	1:49.561	33.993	4	1:53.705	57.234				193	1:42.313	12.939			
36	1:51.287	6.194	8	1:48.125	18.758	9	1:49.127	34.183	12	1:55.483	1:08.46				816	2:05.072	1 lap			
76	1:51.340	6.247	56	1:48.850	18.880	73	1:49.014	34.205	22	1:55.352	1:12.82				63	2:04.403	1 lap			
79	1:52.112	7.019	62	1:48.325	19.274	48	1:49.354	34.933	15	1:56.573	1:17.38				61	2:01.798	1:32.63			
87	1:52.800	7.707	21	1:50.652	23.610	59	1:49.405	37.160	717	2:01.719	1:29.08				63	2:02.051	1:33.00			
56	1:54.530	9.437	113	1:50.205	23.786	4	1:52.515	42.510	816	2:01.826	1:32.25				Lap 5					
8	1:55.133	10.040	9	1:49.959	24.410	12	1:55.532	51.965	61	2:01.663	1:09.81	2	1:39.221		88	1:40.955	7.285			
62	1:55.449	10.356	73	1:49.647	24.545	22	1:55.529	56.449	63	2:00.574	1:09.93	193	1:42.492	10.651	76	1:42.329	21.010			
21	1:57.458	12.365	48	1:50.160	24.933	15	1:57.524	59.797	717	2:00.820	1:06.34	76	1:42.329	21.010	36	1:42.857	21.735			
113	1:58.081	12.988	59	1:50.133	27.109	4	1:52.064	29.349	816	2:01.795	1:09.40	87	1:44.373	29.149	87	1:44.373	29.149			
9	1:58.951	13.858	4	1:52.064	29.349	12	1:55.542	35.787	61	2:01.663	1:09.81	79	1:47.467	31.856	79	1:47.214	39.045			
48	1:59.273	14.180	12	1:55.542	35.787	22	1:56.389	40.274	63	2:00.574	1:09.93	8	1:48.157	46.402	8	1:48.203	54.580			
73	1:59.398	14.305	22	1:56.389	40.274	15	1:57.741	41.627	63	2:00.574	1:09.93	62	1:47.246	46.484	62	1:48.550	55.009			
59	2:01.476	16.383	15	1:57.741	41.627	717	2:00.663	44.878	717	2:00.663	44.878	36	1:42.857	21.735	56	1:51.102	1:02.64			
4	2:01.785	16.692	717	2:00.663	44.878	4	1:52.064	29.349	816	2:01.795	1:09.40	87	1:44.373	29.149	113	1:48.502	1:03.84			
12	2:04.745	19.652	4	1:52.064	29.349	12	1:55.542	35.787	61	2:01.663	1:09.81	79	1:47.467	31.856	48	1:48.390	1:05.05			
22	2:08.385	23.292	12	1:55.542	35.787	22	1:56.389	40.274	63	2:00.574	1:09.93	8	1:48.157	46.402	73	1:50.089	1:06.62			
15	2:08.386	23.293	22	1:56.389	40.274	15	1:57.741	41.627	63	2:00.574	1:09.93	62	1:47.246	46.484	21	1:50.482	1:06.84			
717	2:08.715	23.622	15	1:57.741	41.627	717	2:00.663	44.878	717	2:00.663	44.878	56	1:52.345	51.572	9	1:49.938	1:06.95			
816	2:09.843	24.750	717	2:00.663	44.878	816	2:01.623	46.966	816	2:01.623	46.966	113	1:49.572	55.367	59	1:49.287	1:07.02			
61	2:10.788	25.695	816	2:01.623	46.966	61	2:01.222	47.510	61	2:01.222	47.510	21	1:50.738	56.390	4	1:59.783	1:31.09			
63	2:11.080	25.987	61	2:01.222	47.510	63	2:02.131	48.711	63	2:02.131	48.711	73	1:51.012	56.556	12	1:55.461	1:39.27			
Lap 2			Lap 3			Lap 4			Lap 5			Lap 6								
2	1:39.407		2	1:39.354		2	1:38.981		2	1:39.221		2	1:39.221		2	1:40.025				
193	1:39.854	2.102	88	1:40.528	3.683	88	1:40.849	5.551	88	1:40.955	7.285	88	1:40.955	7.285	88	1:42.534	9.794			
88	1:40.381	2.509	193	1:41.414	4.162	193	1:42.199	7.380	193	1:42.492	10.651	193	1:42.492	10.651	193	1:42.313	12.939			
			36	1:42.763	13.965	76	1:42.731	17.902	76	1:42.329	21.010	76	1:42.329	21.010	76	1:42.636	23.621			
			76	1:42.858	14.152	36	1:43.115	18.099	36	1:42.857	21.735	36	1:42.857	21.735	36	1:43.064	24.774			
			79	1:44.591	18.180	79	1:44.411	23.610	79	1:44.373	29.149	79	1:44.373	29.149	79	1:47.214	39.045			
			87	1:45.474	19.134	87	1:43.844	23.997	87	1:44.373	29.149	87	1:44.373	29.149	87	1:44.348	33.472			
			8	1:48.725	28.129	8	1:48.318	37.466	8	1:48.157	46.402	8	1:48.157	46.402	8	1:48.203	54.580			
						56	1:48.859	38.448	56	1:48.859	38.448	56	1:48.859	38.448	56	1:48.550	55.009			
						62	1:48.815	38.459	62	1:48.815	38.459	62	1:48.815	38.459	62	1:48.550	55.009			
						73	1:49.541	44.765	73	1:49.541	44.765	73	1:49.541	44.765	73	1:50.089	1:06.62			
						21	1:50.089	44.873	21	1:50.089	44.873	21	1:50.089	44.873	21	1:50.482	1:06.84			
						113	1:50.004	45.016	113	1:50.004	45.016	113	1:50.004	45.016	113	1:48.502	1:03.84			
															48	1:48.390	1:05.05			
															73	1:50.089	1:06.62			
															21	1:50.482	1:06.84			
															9	1:49.938	1:06.95			
															59	1:49.287	1:07.02			
															4	1:59.783	1:31.09			
															12	1:55.461	1:39.27			
															22	1:55.198	1:43.76			
															15	1:58.406	1:54.24			

The results are provisional until the end of the time limit for protests and appeals.

Chief Time Keeper - Scott Laing

Clerk of Course - Tom Williams



Computime Race Timing Systems Pty Ltd © 1996
 Licensed to Computime Race Timing Systems

COMPUTIME RACE TIMING SYSTEMS PTY LTD
www.computime.com.au

9 Timber Lane, Glen Waverley Vic 3150. Ph: 0418 17 13 17

E-mail: scott@computime.com.au





SUPPORT CLASS RESULTS

AUSTRALIAN PERIOD 5/6

Race 2

Date: 25/02/17
 Event: R02
 Weather: Mostly cloudy - Temp: 16.9C
 Track: Dry - Temp: 17.5C

Started at: 08:36:08
 Laps: 6
 Starters: 24
 Printed at: 8:51

PROVISIONAL LAP CHART

Grid	1	2	3	4	5	6
2	2	2	2	2	2	2
88	88	193	88	88	88	88
193	193	88	193	193	193	193
36	36	36	36	76	76	76
31	76	76	76	36	36	36
76	79	79	79	79	87	87
79	87	87	87	87	79	79
87	56	8	8	8	8	8
62	8	56	56	56	62	62
56	62	62	62	62	56	56
9	21	21	21	73	113	113
8	113	113	113	21	21	48
48	9	9	9	113	73	73
21	48	73	73	9	48	21
73	73	48	48	48	9	9
113	59	59	59	59	59	59
59	4	4	4	4	4	4
4	12	12	12	12	12	12
12	22	22	22	22	22	22
22	15	15	15	15	15	15
15	717	717	717	717	717	
63	816	816	816	816	816	
717	61	61	61	61	63	
816	63	63	63	63	61	
61						

The results are provisional until the end of the time limit for protests and appeals.

Chief Time Keeper - Scott Laing

Clerk of Course - Tom Williams



Computime Race Timing Systems Pty Ltd © 1996
Licensed to Computime Race Timing Systems

COMPUTIME RACE TIMING SYSTEMS PTY LTD

www.computime.com.au

9 Timber Lane, Glen Waverley Vic 3150. Ph: 0418 17 13 17

E-mail: scott@computime.com.au

